

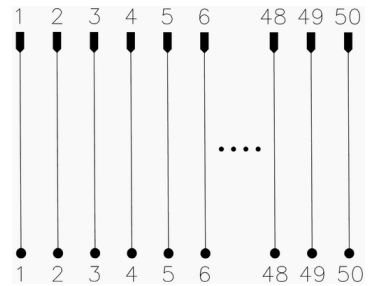

D-SUB Connector Module

D 型連接器接線轉接模組



Connector Module Series are designed to be mounted on DIN Rails TS15, TS32 & TS35. In addition, there are Convenient type mould group shelves can be used in DIN Rails TS35. The wire connection is based according to the wire and Screwless (spring) Clamp Connection standard. Terminals and solid wires can be inserted into the block directly without a lever for assistance. The wire can be easily removed just pressing down the clamp with a screwdriver. D-SUB connector with the various standard in 9, 15, 25, 37, 50 ect. 接線轉接模組系列可使用在 TS15、TS32 及 TS35 三種軌道，另有簡易型模組架可使用在 TS35 軌道。接線模組系列是使用了在線與螺絲端子台之間的連接功能。接線模組系列採用免螺絲端子台有易拔插的方便性。圓棒端子及單芯線能直接插入，不需手把的輔助。退線時只要以一隻起子壓下即可輕易將電線取出。D 型連接器提供 9、15、25、37、50 等不同腳位可供選擇。

簡易型模組架

線路圖



標準型模組架



Specification	公座 / 母座	標準型尺寸	簡易型尺寸
TYPE	Connector Type	Standard Dimension (L×W×H mm)	Convenient Dimension (L×W×H mm)
DB09□-V1	Male / Female	47 × 88 × 40	45 × 73 × 39
DB15□-V1	Male / Female	62 × 88 × 40	60 × 73 × 39
DB25□-V1	Male / Female	88 × 88 × 40	86 × 73 × 39
DB37□-V1	Male / Female	118 × 88 × 40	116 × 73 × 39
DB50□-V1	Male / Female	107 × 88 × 40	105 × 73 × 39